

Reasons to Upgrade

MooD Enterprise Version 16 Build 45 is the latest evolution of the MooD Enterprise software platform - and contains a whole host of exciting improvements including 136 bug fixes.

Supported Software Platforms

Alignment to our associated software platforms is key to maximising performance in MooD Enterprise, with this release we are now fully compatible and officially supporting the following additional databases and operating systems.

Databases

- **SQL Server 2016**
- **SQL Server 2017**

Operating systems

- **Windows Server 2016**
- **Windows Server 2019**

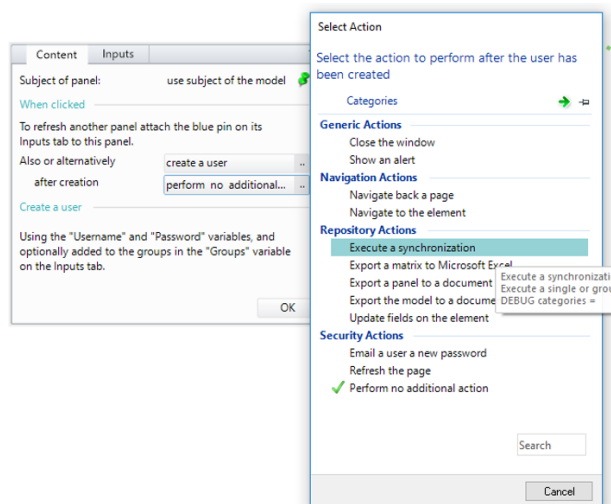
Business Architect Modelling Improvements

A number of enhancements have been made to Business Architect’s modelling capabilities, many of which will improve the way in which you work with the software as well as the appearance and functionality of the output.

- **User Definable Grid Function:** A new UI now allows you to a grid to be defined in pixels.
- **Button Actions:** ‘Execute a synchronization’ is now more widely available after other actions (shown below) and ‘Update fields on an element’ now works with reverse relationships.

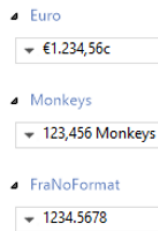
“Execute a synchronization” is now available after: (newly available marked in **bold** *)

- Reset
- Save
- **Show an alert ***
- Validate
- **Add one or more elements to a relationship ***
- Create a child element
- Create a related element
- Create a root element
- **Create a user ***
- Create measure instances for an element
- **Delete one or more elements ***
- **Update fields on an element ***
- **Change password ***
- **Enable or disable a user ***
- Reset a user’s password
- **Unlock a user ***

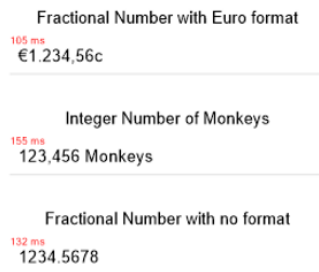


- **Text Editor Field Formatting:** All text editor panels have a new option on the Style Tab called 'Field Formatting'. It is enabled when the editor is configured to display a Mood number field. When checked, as the user types the numeric formatting will be applied.

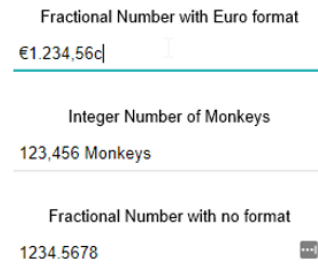
Editing values in BA



Panels on model in BA

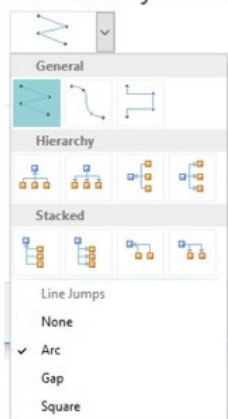


Editing values in MAE

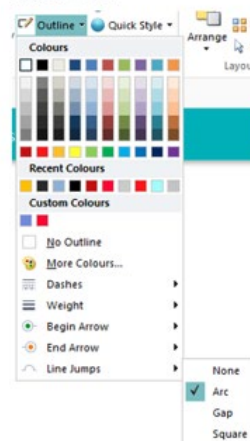


- **Show Where Used for Session Variables:** To give you more confidence when renaming or deleting, show where used is now available on session variables.
- **Line Jumps on Models:** Intersecting lines can now be configured to include line jumps to allow for a clearer view of complex models.

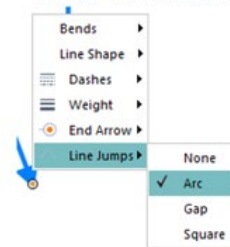
Format Style Dialog:



Ribbon:

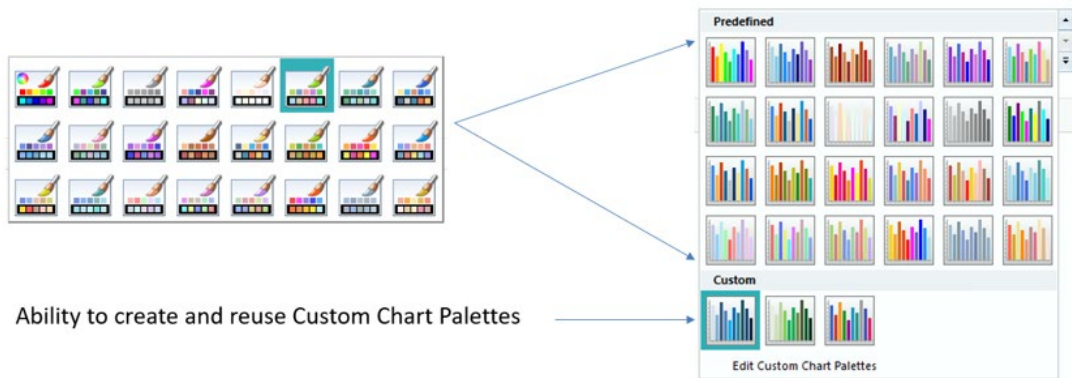


Bend Context Menu:

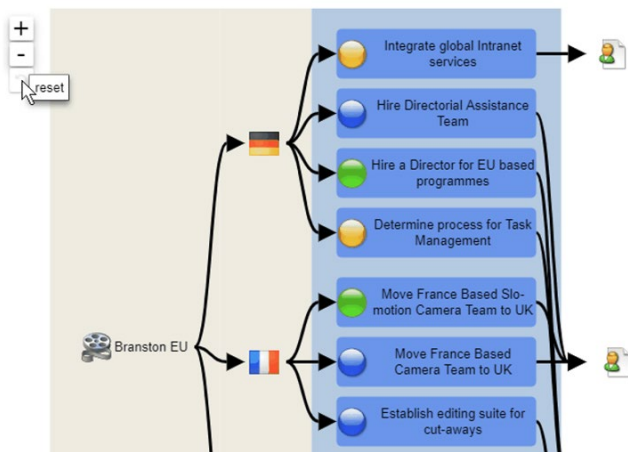


- **Google Maps:** Updated to use the new API.
- **Initial style option:** A setting in Manage Themes gives you the ability to decide that only the initial style is applied for a type but the association to the Style Gallery will be removed, meaning you can change an object's appearance as soon as it is added to the model.
- **Hide Flip Buttons:** On the Model tab you can now show or hide flip buttons, allowing you to edit the symbol when the flip icon gets in the way.
- **Improved Session Variable UI:** The inputs tab of the session variables panel now includes an icon representing the variable type. The menu shown when you target the session variable panel also includes an icon and is alphabetically ordered.

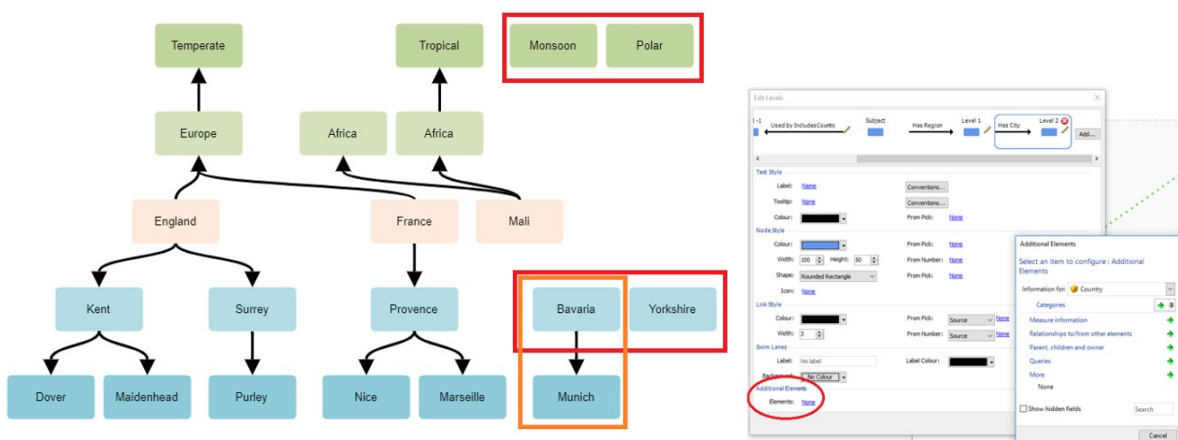
- **Custom Chart Palettes:** Custom chart palettes can now be created in the same manner as the matrix styling options.



- **Relationship Chart Icons:** The ability to use icons in addition to text has been enabled on the relationship chart.



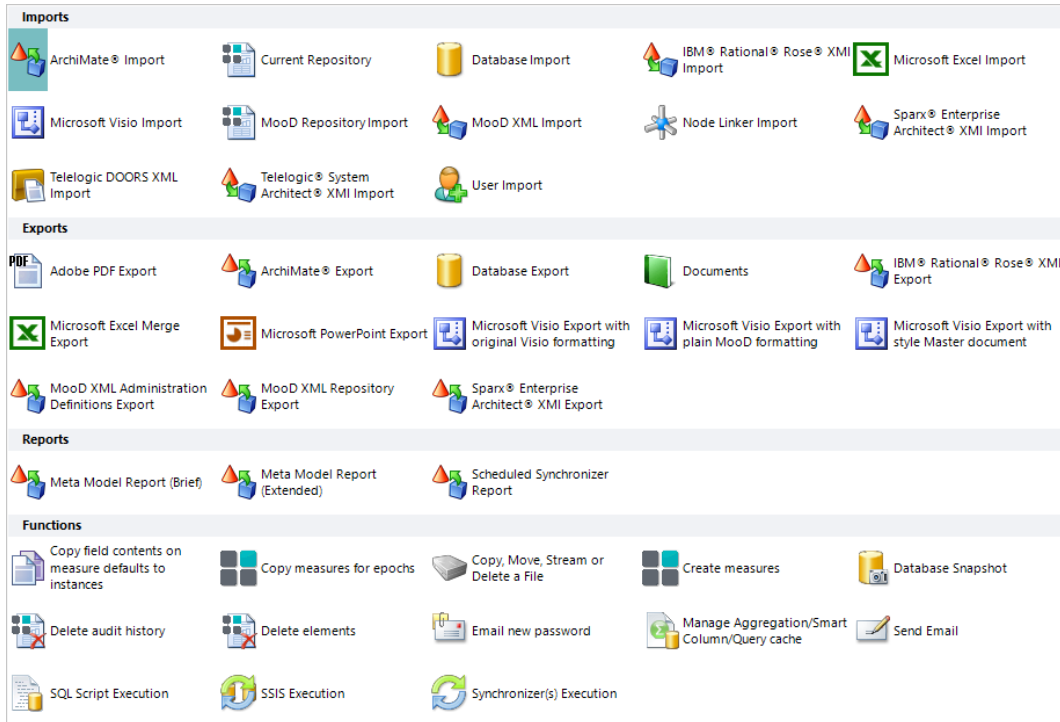
- **Orphan Display on Visualisations (Network and Radial):** Additional elements that aren't related can now be added to both Network and Radial charts, enabling you to see gaps in your enterprise business model.



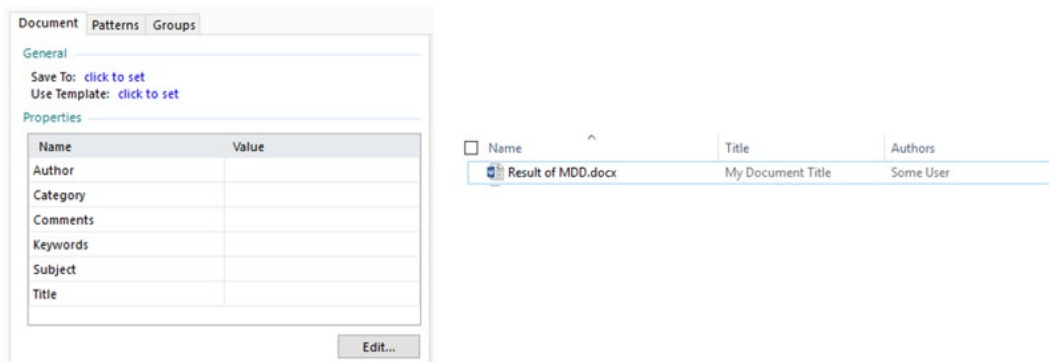
- **Formatted Text Editor Background Colour:** In the Style area of the ribbon for a formatted text editor, you can now select an 'Editor Fill' to change the background colour.

Synchronizations

- **Excel to recognise dates when exported:** Date cells from matrices are exported to excel as dates with custom formats to match the BA formatting.
- **Synchronizer grouping:** The user interface for the Synchronizers has been updated to grouping them according to function: Imports, Exports, Reports and Functions.



- **Document Export Properties:** The document synchronizer now allows you to set document properties so that you can assign a title, author, subject etc.



- **Document Export Audit:** Gives you the ability to analyse and compare the elements which were used to produce an Document Export to see how it has changed over time. Visiting the Archive tab provides several options on what is stored for that document.

Options

When storing an archive, include:

- The Variables, Document Properties and Configuration.
- The resulting document.
- An audit of elements used by the document.

Advanced

- Any execution of the Synchronizer generates an archive automatically.

Label	Date	Description	User
Final Version	14/08/2018 17:00		Administrator
New Archive	13/08/2018 16:06		Administrator
New Archive	02/08/2018 11:23		Administrator
New Archive	02/08/2018 11:23		Administrator
Version 2	02/08/2018 11:22	Added cost information	Administrator
Baseline 1.2	30/07/2018 16:37	Fixed problem with loc...	Administrator
Baseline 1.1	30/07/2018 16:37		Administrator
Version 1	26/07/2018 15:55		Administrator

- **Document Export Comparison:** Compare two different archive versions of a Document Export.

Compare Options

Choose which attributes of the selected archives should be compared. Only attributes on both archives can be compared.

- Variables used
- Document Properties
- Configuration
- Resulting Document
- Execution Audit

Compare Cancel

Variables	Value
Starting Element	The Repository
Documents	
The Current Epoch	The Current Epoch
Plus or minus	0
Epoch Used	AugSep 2018
User	Administrator

- **MDD Crop Model Images:** When placing a model in an MDD, you now have the ability to crop the model to only show what is needed.

Configure Crop Size

Set the crop size. Crop your model to remove any unwanted areas.

Model Example

Crop Area

Top: 119px Bottom: 27px
Left: 638px Right: 45px

Result

Result

Test Model

Menu Item 1 Menu Item 2 Menu Item 3

New whole number 1 2 3 4 5

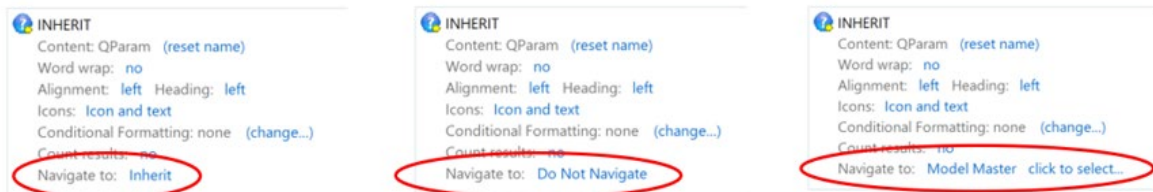
- **SAT Mapping Tooltips:** Tooltips on SAT mapping now appear over the whole text, not just on the icon, they also appear while creating a link.
- **Current Database connection availability:** You can now use 'This repository's database' connection option whenever database connections are options.

Performance

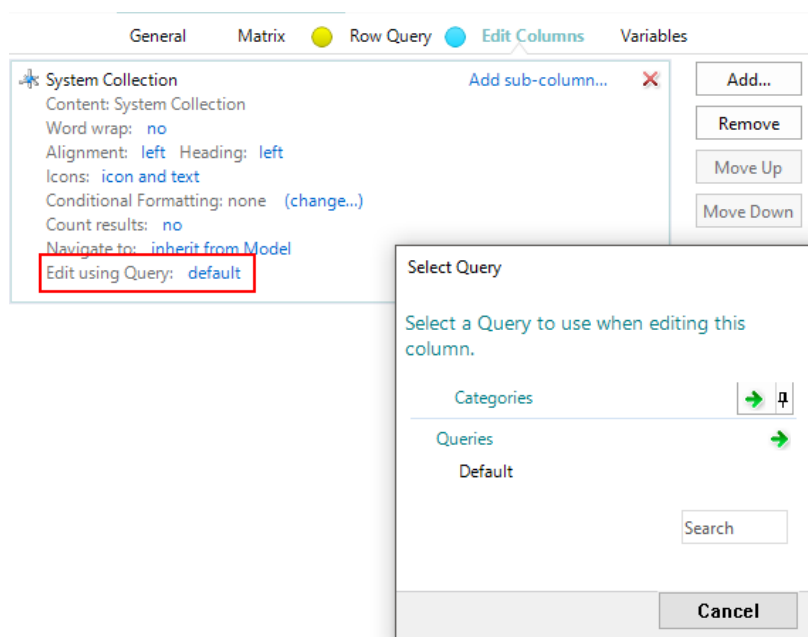
- **Enabling Full Text Search:** Due to the huge potential performance increase when querying formatted text it is now possible to enable Full Text Indexing within the advanced properties of repository manager.
- **Full Text Search Status:** Status.aspx will now display if full text indexing is installed on the server as well as indicating if it is enabled on the current repository. The welcome page of a repository will also indicate the status if it is not enabled.

Matrices

- **Better Column Navigation:** Data sheet columns now have a 'Navigate to' option allowing for column specific navigation to be defined.



- **Created and Modified Dates:** These are now available in both aggregation matrix and smart column facts.
- **Aggregation Matrices show values omitted by dimensions:** You can now choose whether you want to ignore values omitted by dimensions or include them. The use for this is to identify what isn't being accounted for – 'exception reporting'.
- **Custom Column Edit Values:** You can now define (using a query) the options available when editing a column of a matrix in the web. The available options are both searchable and available to view in a drop down.

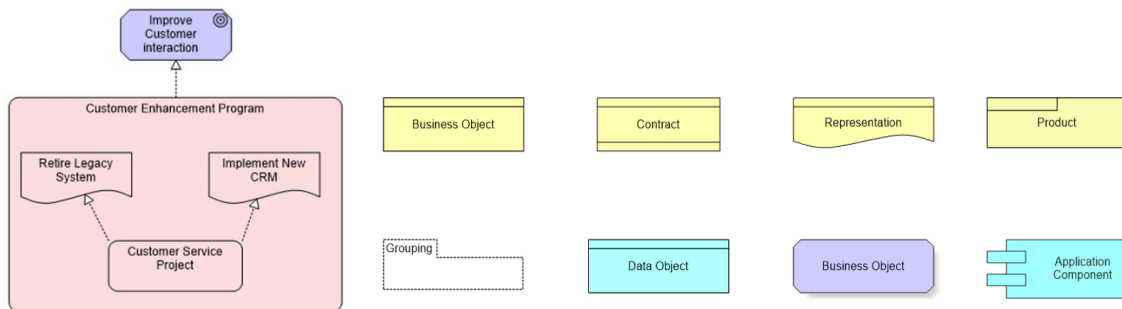


- **Custom 'Total title':** There is now an option called 'Total Title' which allows you to change the name of the Total row from 'Total' to 'Count' etc.

ArchiMate

MooD Enterprise is now compatible with ArchiMate, allowing for the visualisation of any element in the ArchiMate standard as well as including import and export functionality.

- **Diagramming Iconography on Symbols:** Symbols on models can be set to display their alias icon in the top right of the “main face”. There are 3 options: none, normal, large.
- **ArchiMate Styling:** New shapes, top-right icons and new line styles provide the ability to both create and import ArchiMate standard models.



General changes

- **Query Condition ‘Where has model’:** A new condition allows you to search for elements with or without models.
- **Auto Shortened Tab Names in Mood BA:** Tab names are now automatically shortened to reduce the space taken up by open items with lengthy names.